



CupidtronTM

PreGame

Step 1

Step 2

Step 3

Step 4

Step 5

PostGame

This Tutorial will show you how easy it is to perform the **Beta Cardgame**.

- **PreGame** and **PostGame** are actions carried out by the Game **Host**.
- **Steps 1 thru 5** are actions mainly carried out by the **Participant**.



PreGame - 1 of 4

PreGame

Step 1

Step 2

Step 3


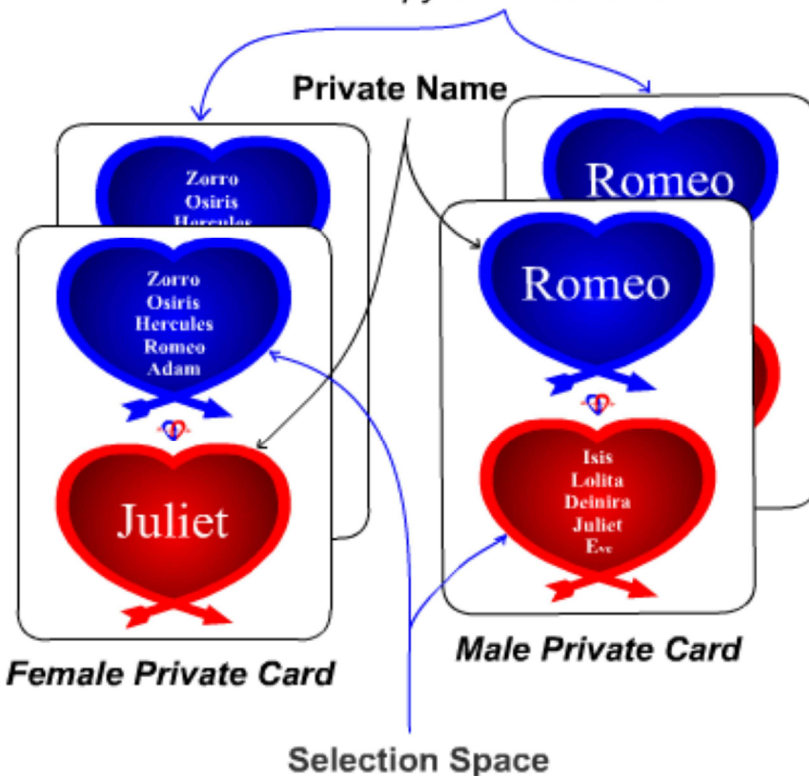
Step 4

Step 5


PostGame

Card Types

Matrix Card
copy of Private card



Bluff Cards
regular playing cards



Card Back
showing **Cupidtron Heart**



PreGame - 2 of 4

PreGame

Step 1

Step 2

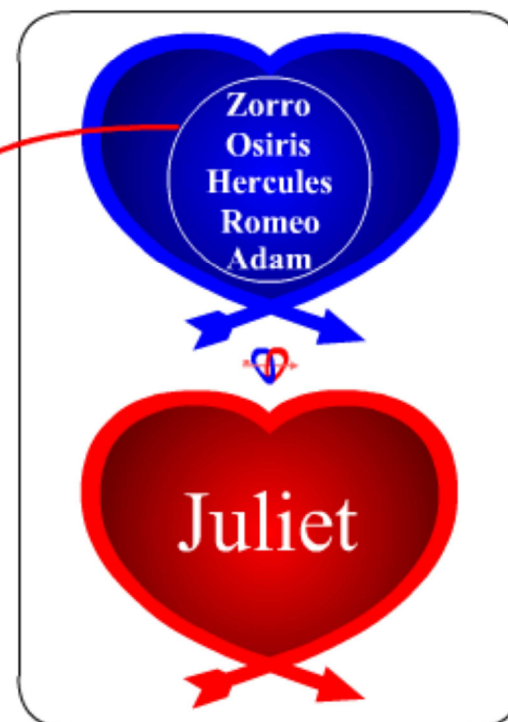
Step 3

Step 4

Step 5

PostGame

- **Host:** Cupidtron is performed on a Table or Floor that shall be referred to as the **Stage**. The Participants may all sit or all stand.
- At least 1 **Highlighting** Marker is required and a special edition deck whose cards are laminated or the standard edition deck which includes *Clear Stickers* that are affixed over the selection space of each card to enable a Marker to be used, repeatedly, without permanently coloring the selection space.
- There must be at least 3 male and 3 female Participants in the game to insure anonymity.
- Form 4 decks out of the **Cupidtron** cards as follows:
 - > The 1st deck contains all the male Private cards.
 - > The 2nd deck contains all the female Private cards.
 - > The 3rd deck contains all the Matrix Cards .
 - > The 4th deck contains all the Bluff cards .
- **Match** each Private card with its Matrix card and place a rubber band around each match to form a Match-Pair.





PreGame - 3 of 4

PreGame

Step 1

Step 2

Step 3

Step 4

Step 5

PostGame

- **Host:** Place the following number of Bluff cards in each Match-Pair to form a **Play deck**.
 - > **Bluff cards** per Male|Female = Number of Females|Males
Example: 4 Guys & 5 Gals => Bluff cards per Guy = 5
Bluff cards per Gal = 4
- Randomly pickup a deck and use it to show to the Participants what a Private, Matrix, and Bluff card is then place the play deck back.
- Shuffle the play decks, faced down, without removing the rubber bands.



PreGame - 4 of 4

PreGame

Step 1

Step 2

Step 3

Step 4

Step 5

PostGame

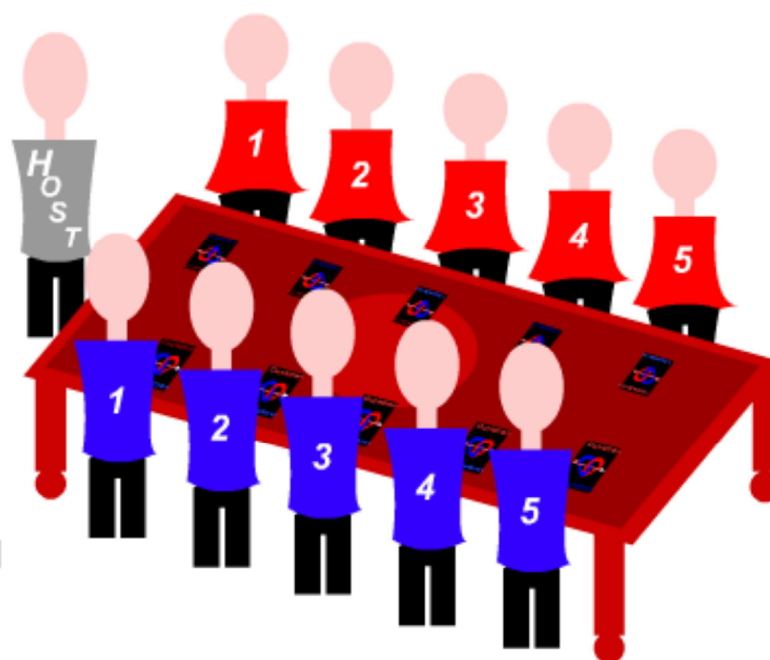
- **Annouce:** "Please arrange yourself around the **Stage**, Gals on one side and Guys on the opposite side.

- Provide each Participant with 1 deck corresponding to their sex, without rubber band and faced down.

- **Annouce:** "The Private card and Bluff cards are to be held in your hands away from the view of other players."

Annouce: "Your Matrix card is used as a memory aid for your Private name."

- **Annouce:** "Please stash away your Matrix card and a Bluff card, now."





Step 1

PreGame

Step 1

Step 2

Step 3


Step 4

Step 5

PostGame

• **Announce:** "In thought, please select the Participant of the op-sex that you are most attracted to, your **Selectee**, if any."

Note: In PreGame, the Participants were arranged around the table, Gals on one side and Guys on the other. The Participants were each given a Play deck.





Step 2

PreGame

Step 1

Step 2

Step 3

Step 4

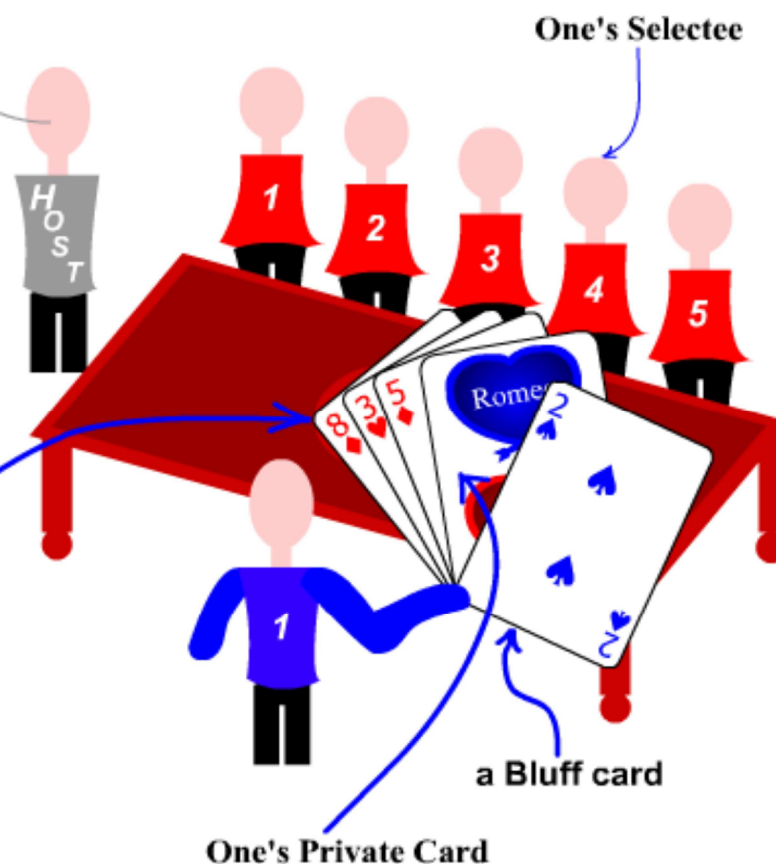
Step 5

PostGame

- **Annouce:** "Please arrange your Private card in your deck to mirror the position of your Selectee. If you didn't choose a Selectee use your **stashed Bluff card** instead and keep your Private card. **Op-sex player 1** should be represented by the **leftmost-bottommost card** in your deck."

- **Annouce:** "Make sure no one sees where you place your private card in your deck."

- **Annouce:** "With your arranged deck facing you, **rotate** the deck **clockwise** to make it face down."





Step 3

PreGame

Step 1

Step 2

Step 3

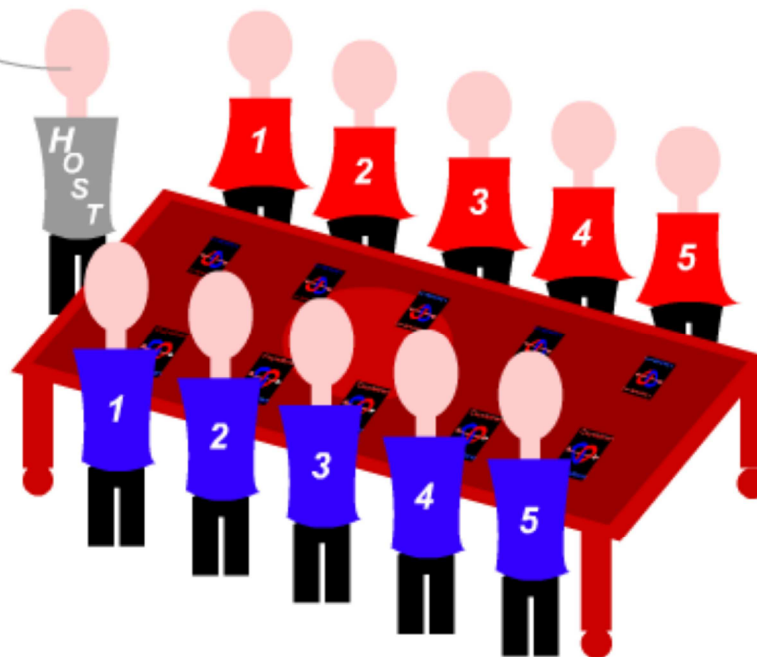
Step 4

Step 5

PostGame

- **Announce:** "starting with male Participant 1 and ending with male Participant 5, with your deck facing down, please place a card, from left to right, from the top of your arranged deck, in front of each of the Participants of the opposite sex until all your cards are used up."

- Repeat with female Participants.
- After all Participants have dealt, Shuffle each Participants new deck (faced down) and give it back to each player.



Note: Each Participant ends up with a **NEW** deck of cards which may contain Private cards from their anonymous Admirers.

In this first Phase, the Participants have expressed their attraction (if any) for another Participant in complete anonymity.



Step 4

PreGame

Step 1

Step 2

Step 3

Step 4

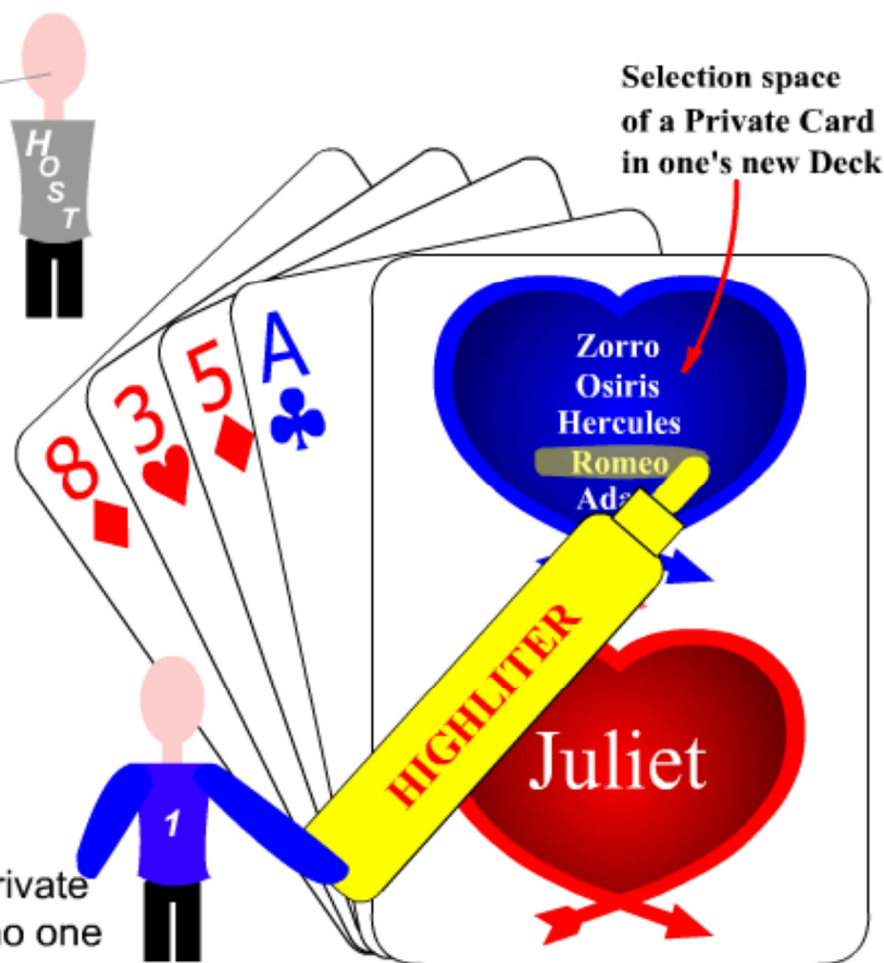
Step 5

PostGame

- **Annouce:** "Please pickup your deck and highlight your Private name, using the highlighting Marker, in the Selection space on each Private card found in your new deck."

- **Annouce:** "For each Bluff card in your deck, please **Bluff** that you are highlighting each Bluff card."

Note: If a Participant has no Private cards in their new deck no one will know. The Participant is seen highlighting all their cards like everyone else.





Step 5

PreGame

Step 1

Step 2


Step 3

Step 4

Step 5

PostGame

- **Annouce:** "Please place your highlighted deck, faced down & neatly, in the center of the **Stage** to form a single stack of cards."
- **Annouce:** "Please wait while I process the stack of cards to form a **Cupidtron Matrix.**"



Note: In this 2nd Phase, the Participants can verify a mutual attraction and discover anonymous Admirers in complete anonymity.



Post Game - 1 of 4

PreGame

Step 1

Step 2

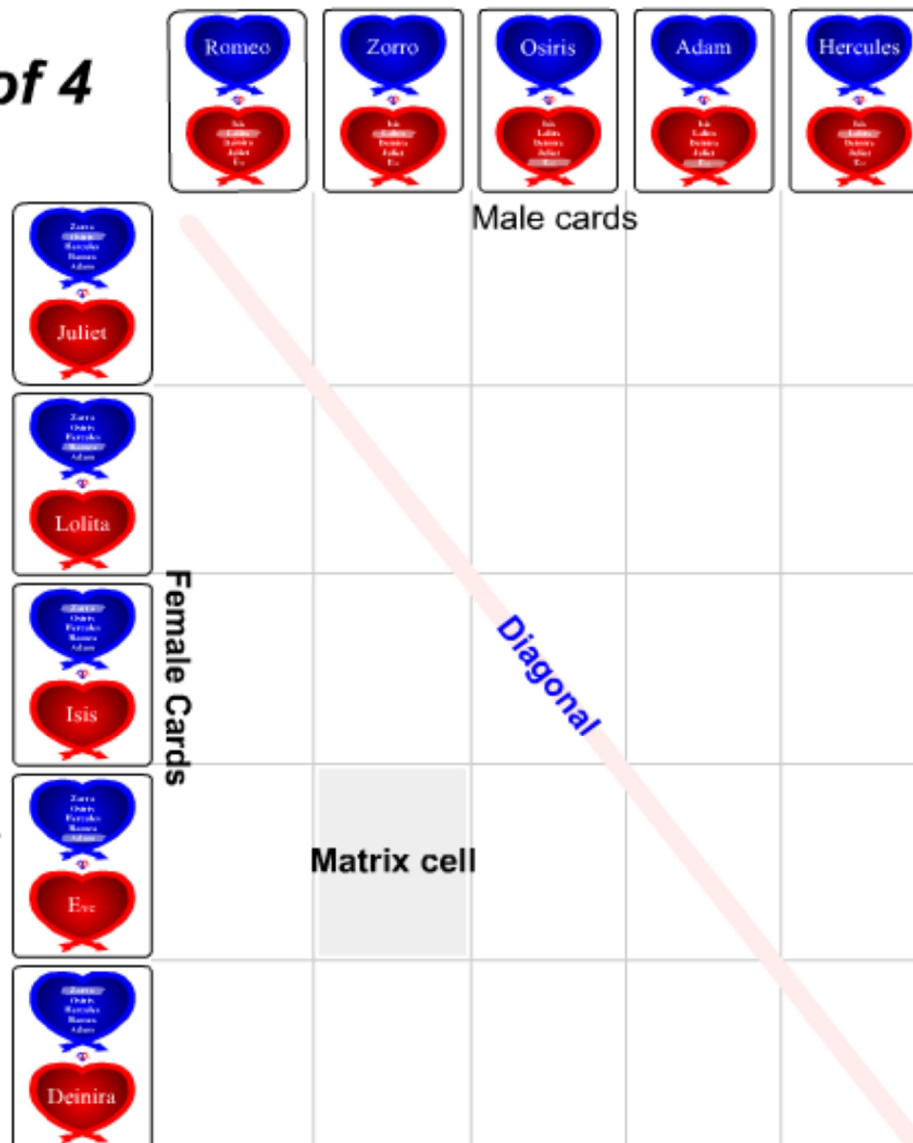
Step 3

Step 4

Step 5

PostGame

- **Host:** faced down, shuffle the stack, reverse it, remove all Bluff cards, and lay the cards as follows:
 - Place all the Male Private cards in a row and all the female Private cards as a column on the left side of the male row.
 - Sort the Female column so that the position of each Female Private name corresponds to the position of each Male Private name by **Famous Couple**.
 - This forms The **Cupidtron Matrix** which will reveal Matches and Admirers.





Post Game - 2 of 4

PreGame

Step 1

Step 2

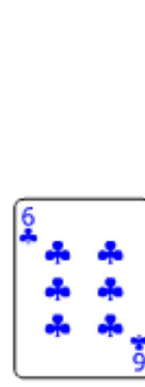
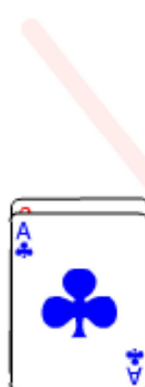



Step 3

Step 4

Step 5

PostGame

- **Host:** Pickup 10 Bluff cards making sure that 5 are blue and 5 are red on their front side to form a **Reveal deck**.
- Starting with the leftmost Male column and repeating to the rightmost, place a **Red** Reveal card at every row of every Female card whose Selection space contains the Male cards Private name.
- Starting with the Topmost Female row and repeating to the bottommost, place a **Blue** Reveal card at every column of every Male card whose Selection space contains the Female cards Private name.





Post Game - 3 of 4

PreGame

Step 1

- **Host:** Wherever there are 2 Reveal cards in a Matrix cell, remove the topmost card and reverse the remaining one to show the **Cupidtron Heart**.

Step 2

- Wherever there is a Cupidtron Heart on the Matrix Diagonal, place another Reveal card on top of it, faced down, to form a **Cupidtron Cross**.

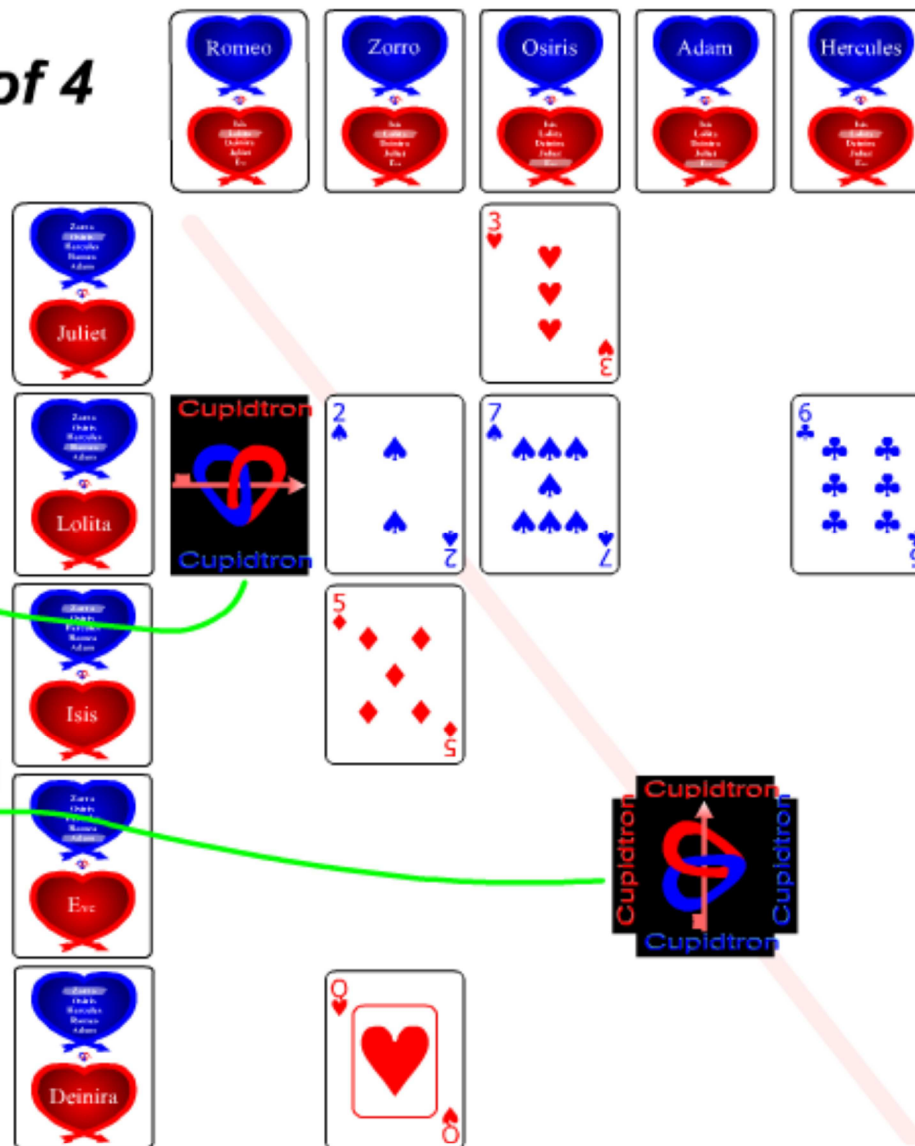
Step 3


Step 4

Step 5

- The Cupidtron Matrix is complete.

PostGame





Post Game - 4 of 4

PreGame

- **Annouce:** "Please take out your Matrix card, away from the view of others, and by Gazing, use it to find your Private card in the Cupidtron Matrix. Look at the *Line* that it Heads.

Step 1

- **Annouce:** "The Participant whose *Line* has a **Cupidtron Heart**, expresses a **Match** or a mutual attraction between the Participant and their Selectee."

Step 2

- **Annouce:** "The Participant whose *Line* has a **Cupidtron Cross**, signifies that the Participant has a **Magical Match** and is part of a **Magic Couple**. This type of Match is magical because it is a rare occurrence."

Step 3

- **Annouce:** "The Female Participant whose *Line* has **Blue** cards, reveal **Admirers** for her."

Step 4

- **Annouce:** "The Male Participant whose *Line* has **Red** cards, reveal **Admirers** for him."

Step 5

- **Annouce:** "By engaging in multiple rounds, you can acquire a distinct sense of your over-all **Attractiveness** by tracking the number of **Matches** and **Admirers** that you acquire."

PostGame