



CupidtronTM

PreGame

Step 1

Step 2

Step 3

Step 4

Step 5

Step 6

PostGame

This Tutorial will show you how easy it is to perform the **Alpha Cardgame**.

- **PreGame** and **PostGame** are actions carried out by the **Game Host**.
- **Steps 1 thru 6** are actions mainly carried out by the **Participant**.


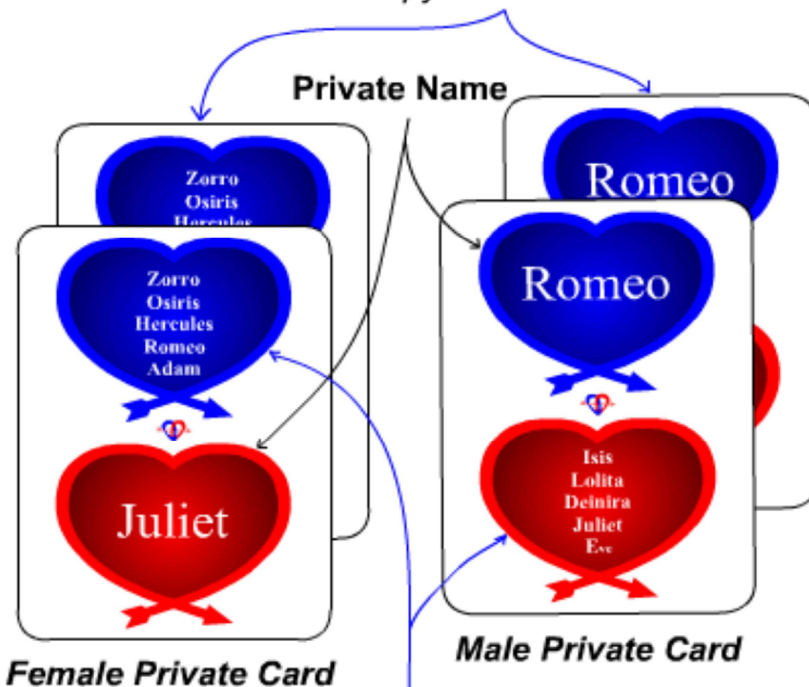


PreGame - 1 of 4


- PreGame
- Step 1
- Step 2
- Step 3
- Step 4
- Step 5
- Step 6
- PostGame

Card Types

Matrix Card
copy of Private card



Bluff Cards
regular playing cards



Card Back
showing **Cupidtron Heart**



PreGame - 2 of 4

PreGame

Step 1

Step 2

Step 3

Step 4

Step 5

Step 6

PostGame

- **Host:** Cupidtron is Performed on a Table or Floor that shall be referred to as the **Stage**. The Participants may all sit or all stand.
- There must be at least 3 male and 3 female participants in the game to insure anonymity.
- Form 4 decks out of the **Cupidtron** cards as follows:
 - > The 1st deck contains all the male Private cards.
 - > The 2nd deck contains all the female Private cards.
 - > The 3rd deck contains all the Matrix Cards.
 - > The 4th deck contains all the Bluff cards.
- **Match** each Private card with its Matrix card and place a rubber band around each match to form a Match-Pair.



PreGame - 3 of 4

PreGame

Step 1

Step 2

Step 3

Step 4

Step 5

Step 6

PostGame

- **Host:** Place the following number of Bluff cards in each Match-Pair to form a **Play deck**.
 - > **Bluff cards** per Male|Female = Number of Females|Males
Example: 4 Guys & 5 Gals => Bluff cards per Guy = 5
Bluff cards per Gal = 4
- Randomly pickup a deck and use it to show to the participants what a Private, Matrix, and Bluff card is then place the play deck back.
- Shuffle the play decks, faced down, without removing the rubber bands.



PreGame - 4 of 4

PreGame

Step 1

Step 2

Step 3

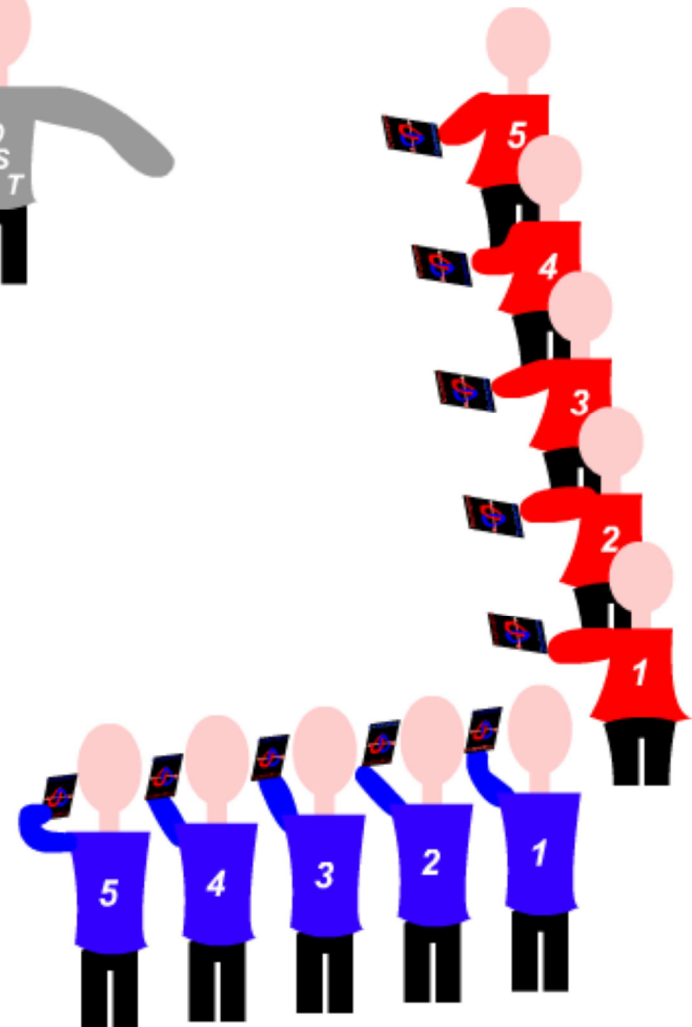
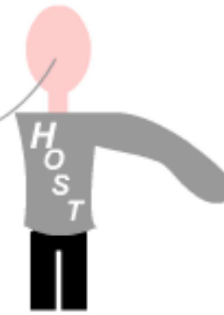
Step 4

Step 5

Step 6

PostGame

- **Announce:** "Please arrange yourselves into a **Cupidtron Matrix**, Gals on one side of a Square edge and Guys on the other.
- Provide each Participant with 1 Play deck corresponding to their sex, with rubber band and faced down.
- **Announce:** "The Private and Bluff cards are to be held in your hands away from the view of other Players."
- **Announce:** "Please stash away your Matrix card and a Bluff Card."





Step 1

PreGame

Step 1

Step 2

Step 3

Step 4

Step 5

Step 6

PostGame

Note: In PreGame, the **Participants** were arranged into a Cupidtron Matrix and were each given a Play deck.



• **Announce:** "In thought, please select the player of the op-sex that you are most attracted to, your **Selectee**, if any."





Step 2

PreGame

Step 1

Step 2

Step 3

Step 4

Step 5

Step 6

PostGame

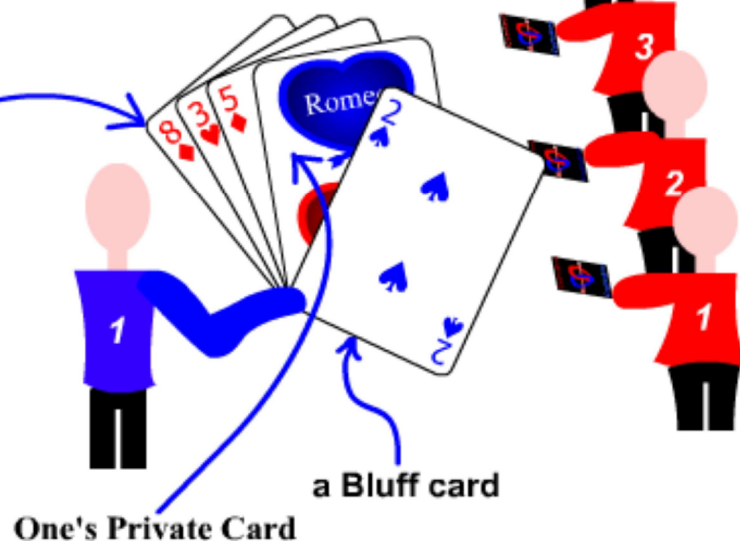
• **Announce:** "Please arrange your Private card in your deck to mirror the position of your Selectee. If you didn't choose a Selectee use your **stashed Bluff card**, instead, and keep your Private card. **Op-sex player 1** should be represented by the **leftmost-bottommost card** in your deck."

• **Announce:** "Make sure no one sees where you place your Private card in your deck."

• **Announce:** "With your arranged deck facing you, **rotate** the deck **clockwise** to make it face down."



One's Selectee





Step 3

PreGame

Step 1

Step 2

Step 3

Step 4

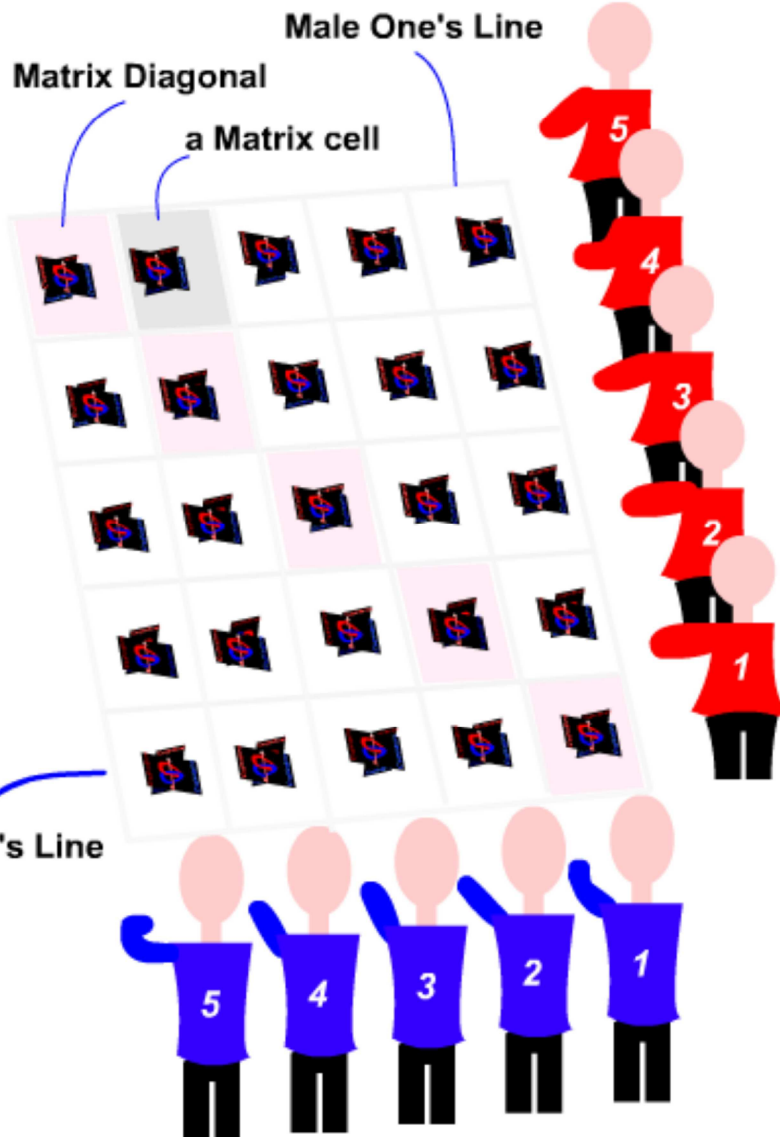
Step 5

Step 6

PostGame

- **Announce:** "Starting with Male player 1 and ending with Male player 5, with your deck facing down, please place a card, from the top of your deck, at every position which corresponds to an op-sex player in your Line."
- Repeat with Female participants.
- After all participants have dealt, each Matrix cell contains a 2 card stack.

Note: In this first Phase, the Participants have expressed their attraction (if any) for another Participant in complete anonymity.





Step 4

PreGame

Step 1

Step 2

Step 3


Step 4

Step 5

Step 6

PostGame

- **Announce:** "Starting with Male participant 1 and ending with Male participant 5, collect all the cards (faced down) in your line, starting at Female line 1, by placing the 1st stack on top of the 2nd stack, collecting the combined stack and placing it on top of the 3rd stack and so on until the last stack is collected. Return to former position."
- **Announce:** "Look at your Matrix Card and **Remember** your Private Name. To the top of your collected stack, place your Matrix card, faced down, and bind the stack with your rubber band."
- **Host:** Collect the Decks from the participants, don't remove rubber band, and shuffle them, faced down."





Step 5

PreGame

Step 1

Step 2

Step 3

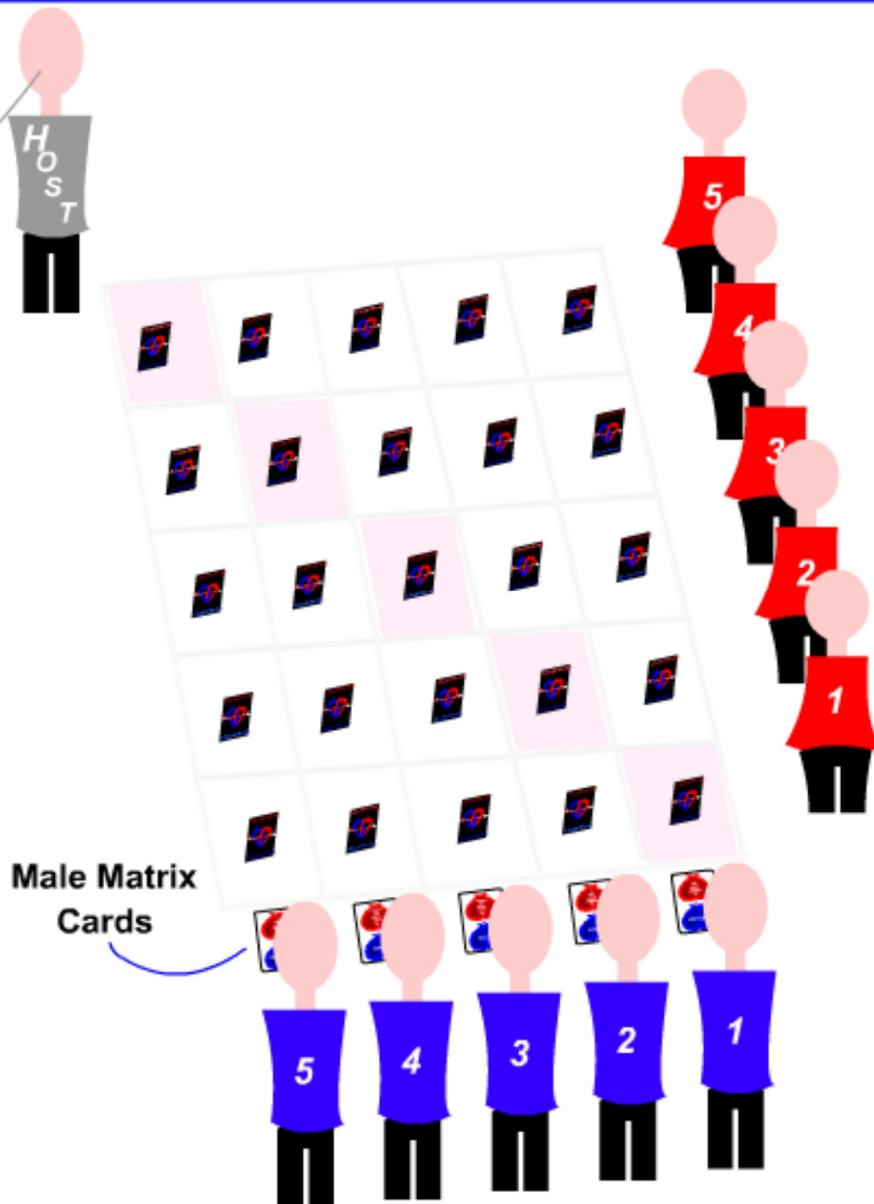
Step 4

Step 5

Step 6

PostGame

- **Host:** Return a random Deck to each player.
- **Announce:** "Please remove the top card from your deck, a Matrix card, and place it on the floor, at your feet, facing up, facing away from you."
- **Announce:** "Place the remaining cards back, faced down, 2 at a time, from the top of your Deck, in your line, at each op-sex line. Then return to your former position."





Step 6

PreGame

Step 1

Step 2

Step 3

Step 4

Step 5

Step 6


PostGame

- **Host:** Repeat **Step 4** for the Female participants
- Look at the Private name of the Matrix card of each Female deck and hand back the deck so that the Private name of the deck is part of the **Famous Couple** designated by the Private name of the Male Lines.
Male line1 = Zorro, Fem line1 = Lolita
Male line2 = Adam, Fem line2 = Eve, etc.
- Repeat **Step 5** for the Female participants.

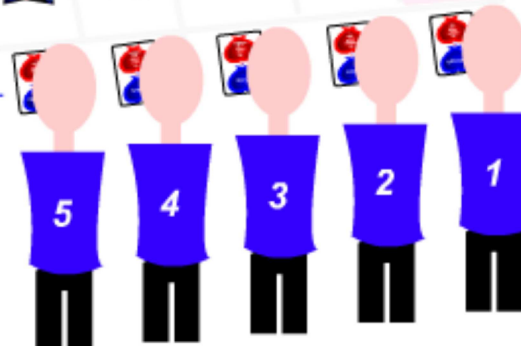
Note: In this 2nd Phase, the Participants can verify a mutual attraction and discover anonymous Admirers in complete anonymity.



Female Matrix Cards



Male Matrix Cards





Post Game - 1 of 3

PreGame

Step 1

Step 2

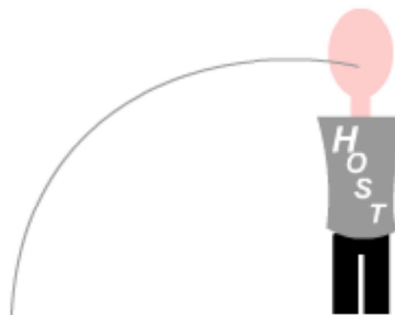
Step 3

Step 4


Step 5

Step 6

PostGame



• **Announce:** "Please remain in you current positions while I process the Cupidtron Matrix."

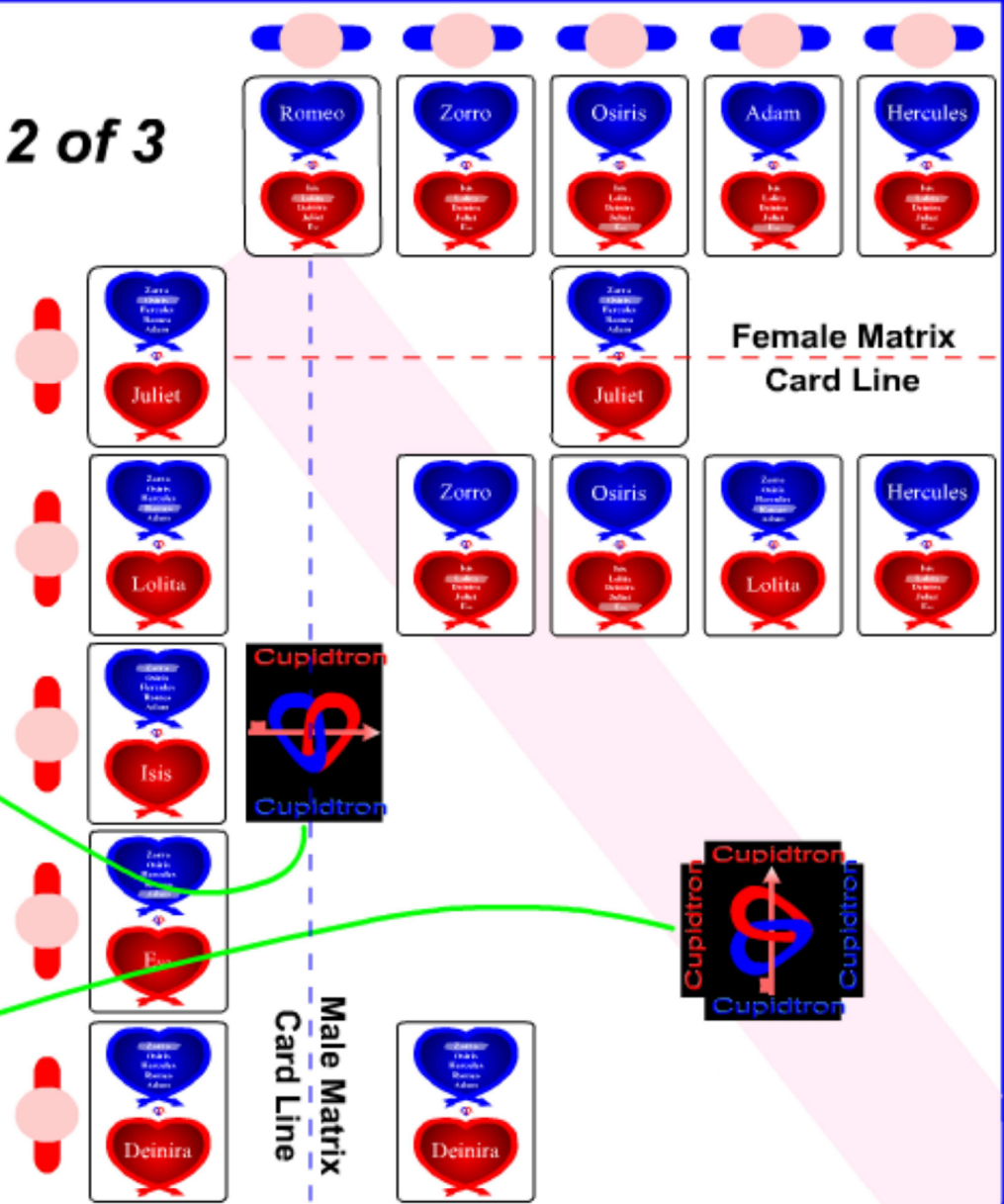




Post Game - 2 of 3

- PreGame
- Step 1
- Step 2
- Step 3
- Step 4
- Step 5
- Step 6
- PostGame

- **Host:** Flip over each cell stack and remove all Bluff cards. Leave any Private cards in its cell facing up.
- Wherever there are 2 Private cards in a cell, remove one and reverse the other to show the **Cupidtron Heart**.
- Wherever there is a Cupidtron Heart on the Matrix Diagonal, place any card on top of it, Facing down, to form a **Cupidtron Cross**.
- The Cupidtron Matrix is complete.





Post Game - 3 of 3

PreGame

- **Announce:** "By Gazing, find your Matrix card and look at the line that it Heads. **Your Matrix card line is Not the line you are standing on, as a result of shuffling.**"

Step 1

- **Announce:** "The Participant whose *Matrix Card Line* has a **Cupidtron Heart**, expresses a **Match** or a mutual attraction between the Participant and their Selectee."

Step 2

- **Announce:** "The Participant whose *Matrix Card Line* has a **Cupidtron Cross**, signifies that the participant has a **Magical Match** and is part of a **Magic Couple**. This type of Match is magical because it is a rare occurrence."

Step 3

Step 4

- **Announce:** "The Female Participant whose *Matrix Card Line* has Male Private cards, reveal **Admirers** for her."

Step 5

- **Announce:** "The Male Participant whose *Matrix Card Line* has Female Private cards, reveal **Admirers** for him."

Step 6

PostGame

- **Announce:** "By engaging in multiple rounds, you can acquire a distinct sense of your over-all **Attractiveness** by tracking the number of **Matches** and **Admirers** that you acquire."